

Generated by Viavi 5800-100G

User Info	
Customer Name	--
Technician ID	--
Test Location	--
Work Order	--
Comments/Notes	--
Instrument	MTS5800-100G
Serial Number	WMSE0163000017
SW Version	29.0.1

Results: Summary / Status	
Summary	ALL SUMMARY RESULTS OK

Results: Summary / SLA / KPI	
Throughput, Current, Rx Mbps, L1	99,001.0
Throughput, Current, Tx Mbps, L1	99,001.0
Throughput, Current, Rx Mbps, L2	85,622.5
Throughput, Current, Tx Mbps, L2	85,622.5
Packet Jitter - FDV (us), Average	Unavailable
Packet Jitter - FDV (us), Max Average	Unavailable
Packet Jitter - FDV (us), Peak	Unavailable
Packet Jitter - FDV (us), Instantaneous	Unavailable

Results: Interface / Signal	
Signal Losses	0
Signal Loss Seconds	0
Sync Loss Seconds	0
Link Loss Seconds	0
QSFP Module State	Ready
QSFP Optical Rx Overload	OFF

QSFP Optical Rx Level (dBm)	2.6
QSFP Optical Tx Level (dBm)	7.4
QSFP Laser Bias Current (mA)	161.314
QSFP Supply Voltage (V)	3.291
CFP4 State	Absent
Freq Measurement Reference	Internal
Rx Frequency (Hz)	103,126,031,104
Rx Freq Deviation (ppm)	10.0
Rx Freq Max Deviation (ppm)	10.0
Tx Clock Source	Internal
Tx Frequency (Hz)	103,126,031,104
Tx Freq Deviation (ppm)	10.0
Tx Freq Max Deviation (ppm)	10.0
Local Fault Seconds	0
Remote Fault Seconds	0

Results: Interface / Lambda	
QSFP Per Lane Signal Present, Lambda #1	ON
QSFP Per Lane Signal Present, Lambda #2	ON
QSFP Per Lane Signal Present, Lambda #3	ON
QSFP Per Lane Signal Present, Lambda #4	ON
QSFP Rx Level per Lambda (dBm), Lambda #1	-3.6
QSFP Rx Level per Lambda (dBm), Lambda #2	-3.4
QSFP Rx Level per Lambda (dBm), Lambda #3	-3.4
QSFP Rx Level per Lambda (dBm), Lambda #4	-3.3
QSFP Rx Level per Lambda (dBm), Sum	2.6
QSFP Tx Level per Lambda (dBm), Lambda #1	2.0
QSFP Tx Level per Lambda (dBm), Lambda #2	1.2
QSFP Tx Level per Lambda (dBm), Lambda #3	0.7
QSFP Tx Level per Lambda (dBm), Lambda #4	1.5
QSFP Tx Level per Lambda (dBm), Sum	7.4

QSFP Laser Bias Current per Lambda (mA), Lambda #1	39.780
QSFP Laser Bias Current per Lambda (mA), Lambda #2	41.536
QSFP Laser Bias Current per Lambda (mA), Lambda #3	36.704
QSFP Laser Bias Current per Lambda (mA), Lambda #4	43.294
QSFP Laser Bias Current per Lambda (mA), Sum	161.314

Results: Ethernet / L2 Link Stats	
Total Util %, Average	99.001
Total Util %, Current	99.001
Total Util %, Minimum	99.001
Total Util %, Peak	99.001
Current Util %, Unicast	99.001
Current Util %, Multicast	0.000
Current Util %, Broadcast	0.000
Rx Pause Length (ms), Current	Unavailable
Rx Pause Length (ms), Minimum	Unavailable
Rx Pause Length (ms), Maximum	Unavailable
Frame Rate, Average	83,615,681.61
Frame Rate, Current	83,615,680
Frame Rate, Minimum	83,615,679
Frame Rate, Peak	83,615,684
Frame Size, Average	128
Frame Size, Minimum	128
Frame Size, Maximum	128
Rx Mbps, Cur L1	99,001.0
Rx Mbps, Cur L2	85,622.5
Tx Mbps, Cur L1	99,001.0
Tx Mbps, Cur L2	85,622.5
Rx Mbps, L1, Average	99,001.0
Rx Mbps, Cur L1	99,001.0
Rx Mbps, L1, Minimum	99,001.0

Rx Mbps, L1, Maximum	99,001.0
Rx Mbps, L2, Average	85,622.5
Rx Mbps, Cur L2	85,622.5
Rx Mbps, L2, Minimum	85,622.5
Rx Mbps, L2, Maximum	85,622.5
Packet Jitter (us), Average	Unavailable
Packet Jitter (us), Max Average	Unavailable
Packet Jitter (us), Peak	Unavailable
Packet Jitter (us), Instantaneous	Unavailable
VLAN ID	Unavailable
VLAN User Priority	Unavailable
SVLAN ID	Unavailable
SVLAN User Pri	Unavailable
SVLAN Frame DEI	Unavailable
SVLAN ID, PRI, DEI	Unavailable
Peak Interframe Gap (us)	> 21,000,000

Results: Ethernet / L2 Link Counts	
Received Frames	59,199,902,580
Transmitted Frames	59,199,902,579
Pause Frames	0
Rx VLAN Frames	0
Rx Q-in-Q Frames	0
Unicast Frames	59,199,902,580
Multicast Frames	0
Broadcast Frames	0
Rx Frame Bytes	7,577,587,530,240
Tx Frame Bytes	7,577,587,530,112
Span Tree Frames	0
64 Byte Frames	0
65-127 Byte Frames	0

128-255 Byte Frames	59,199,902,580
256-511 Byte Frames	0
512-1023 Byte Frames	0
1024-<Jumbo Frames	0
Jumbo Frames	0

Results: Ethernet / L2 Filter Stats	
Total Util %, Average	99.001
Total Util %, Current	99.001
Total Util %, Minimum	99.001
Total Util %, Peak	99.001
Frame Rate, Average	83,615,681.61
Frame Rate, Current	83,615,680
Frame Rate, Minimum	83,615,679
Frame Rate, Peak	83,615,684
Frame Size, Average	128
Frame Size, Minimum	128
Frame Size, Maximum	128
Rx Mbps, Cur L1	99,001.0
Rx Mbps, Cur L2	85,622.5
Packet Jitter (us), Average	Unavailable
Packet Jitter (us), Max Average	Unavailable
Packet Jitter (us), Peak	Unavailable
Packet Jitter (us), Instantaneous	Unavailable
VLAN ID	Unavailable
VLAN User Priority	Unavailable
SVLAN ID	Unavailable
SVLAN User Priority	Unavailable
SVLAN Frame DEI	Unavailable
SVLAN ID, PRI, DEI	Unavailable

Results: Ethernet / L2 Filter Counts	
Valid Rx Frames	59,199,902,580
Rx VLAN Frames	0
Rx Q-in-Q Frames	0
Unicast Frames	59,199,902,580
Multicast Frames	0
Broadcast Frames	0
Span Tree Frames	0
Rx Frame Bytes	7,577,587,530,240
64 Byte Frames	0
65-127 Byte Frames	0
128-255 Byte Frames	59,199,902,580
256-511 Byte Frames	0
512-1023 Byte Frames	0
1024-<Jumbo Frames	0
Jumbo Frames	0

Results: Ethernet / BERT Stats	
Pattern Losses	0
Pattern Loss Seconds	0
Bit Error Rate	0.00E+00
Bit Errors	0
Bit Errored Seconds	0
Bit Error-Free Seconds	708
Bit Error-Free Seconds, %	100

Results: Ethernet / PCS Stats	
Invalid Alignment Markers	0
Invalid Alignment Marker Rate	0.00E+00
Invalid Alignment Marker Seconds	0
Alignment Marker Lock	ON

Alignment Marker Lock History	OFF
Alignment Marker Loss Seconds	0
BIP-8 AM Bit Errors	0
BIP-8 AM Bit Error Rate	0.00E+00
BIP-8 AM Bit Error Seconds	0
BIP-8 AM Block Errors	0
BIP-8 AM Block Error Rate	0.00E+00
BIP-8 AM Block Error Seconds	0
Max Skew (Bits)	8
Cur Max Skew (Bits)	8
Max Skew (ns)	1.55
Cur Max Skew (ns)	1.55
Max Virtual Lane Skew	0
Min Virtual Lane Skew	15
Loss Of Alignment	OFF
HI BER	OFF
HI BER History	OFF
HI BER Seconds	0
PCS Invalid Blocks	0
PCS Block Errors	0
PCS Block Error Rate	0.00E+00
PCS Block Error Seconds	0

Results: Ethernet / Per Lane			
Row: 0	Virtual Lane ID: 6	Physical Lane #: 0	Skew (Bits): 7
Skew (ns): 1.36	Sync Acquired: ON	Marker Lock: ON	Code Violations: 0
Invalid Align. Mkrs.: 0	BIP-8 AM Bit Errors: 0	BIP-8 AM Block Errors: 0	
Row: 1	Virtual Lane ID: 7	Physical Lane #: 0	Skew (Bits): 7
Skew (ns): 1.36	Sync Acquired: ON	Marker Lock: ON	Code Violations: 0
Invalid Align. Mkrs.: 0	BIP-8 AM Bit Errors: 0	BIP-8 AM Block Errors: 0	
Row: 2	Virtual Lane ID: 8	Physical Lane #: 0	Skew (Bits): 7

Port 1: 100GigE Layer 2 Traffic Term Test Report

Skew (ns): 1.36	Sync Acquired: ON	Marker Lock: ON	Code Violations: 0
Invalid Align. Mkrs.: 0	BIP-8 AM Bit Errors: 0	BIP-8 AM Block Errors: 0	
Row: 3	Virtual Lane ID: 9	Physical Lane #: 0	Skew (Bits): 7
Skew (ns): 1.36	Sync Acquired: ON	Marker Lock: ON	Code Violations: 0
Invalid Align. Mkrs.: 0	BIP-8 AM Bit Errors: 0	BIP-8 AM Block Errors: 0	
Row: 4	Virtual Lane ID: 5	Physical Lane #: 0	Skew (Bits): 6
Skew (ns): 1.16	Sync Acquired: ON	Marker Lock: ON	Code Violations: 0
Invalid Align. Mkrs.: 0	BIP-8 AM Bit Errors: 0	BIP-8 AM Block Errors: 0	
Row: 5	Virtual Lane ID: 0	Physical Lane #: 1	Skew (Bits): 8
Skew (ns): 1.55	Sync Acquired: ON	Marker Lock: ON	Code Violations: 0
Invalid Align. Mkrs.: 0	BIP-8 AM Bit Errors: 0	BIP-8 AM Block Errors: 0	
Row: 6	Virtual Lane ID: 1	Physical Lane #: 1	Skew (Bits): 8
Skew (ns): 1.55	Sync Acquired: ON	Marker Lock: ON	Code Violations: 0
Invalid Align. Mkrs.: 0	BIP-8 AM Bit Errors: 0	BIP-8 AM Block Errors: 0	
Row: 7	Virtual Lane ID: 2	Physical Lane #: 1	Skew (Bits): 8
Skew (ns): 1.55	Sync Acquired: ON	Marker Lock: ON	Code Violations: 0
Invalid Align. Mkrs.: 0	BIP-8 AM Bit Errors: 0	BIP-8 AM Block Errors: 0	
Row: 8	Virtual Lane ID: 3	Physical Lane #: 1	Skew (Bits): 8
Skew (ns): 1.55	Sync Acquired: ON	Marker Lock: ON	Code Violations: 0
Invalid Align. Mkrs.: 0	BIP-8 AM Bit Errors: 0	BIP-8 AM Block Errors: 0	
Row: 9	Virtual Lane ID: 4	Physical Lane #: 1	Skew (Bits): 8
Skew (ns): 1.55	Sync Acquired: ON	Marker Lock: ON	Code Violations: 0
Invalid Align. Mkrs.: 0	BIP-8 AM Bit Errors: 0	BIP-8 AM Block Errors: 0	
Row: 10	Virtual Lane ID: 16	Physical Lane #: 2	Skew (Bits): 1
Skew (ns): 0.19	Sync Acquired: ON	Marker Lock: ON	Code Violations: 0
Invalid Align. Mkrs.: 0	BIP-8 AM Bit Errors: 0	BIP-8 AM Block Errors: 0	
Row: 11	Virtual Lane ID: 17	Physical Lane #: 2	Skew (Bits): 1
Skew (ns): 0.19	Sync Acquired: ON	Marker Lock: ON	Code Violations: 0
Invalid Align. Mkrs.: 0	BIP-8 AM Bit Errors: 0	BIP-8 AM Block Errors: 0	
Row: 12	Virtual Lane ID: 18	Physical Lane #: 2	Skew (Bits): 1

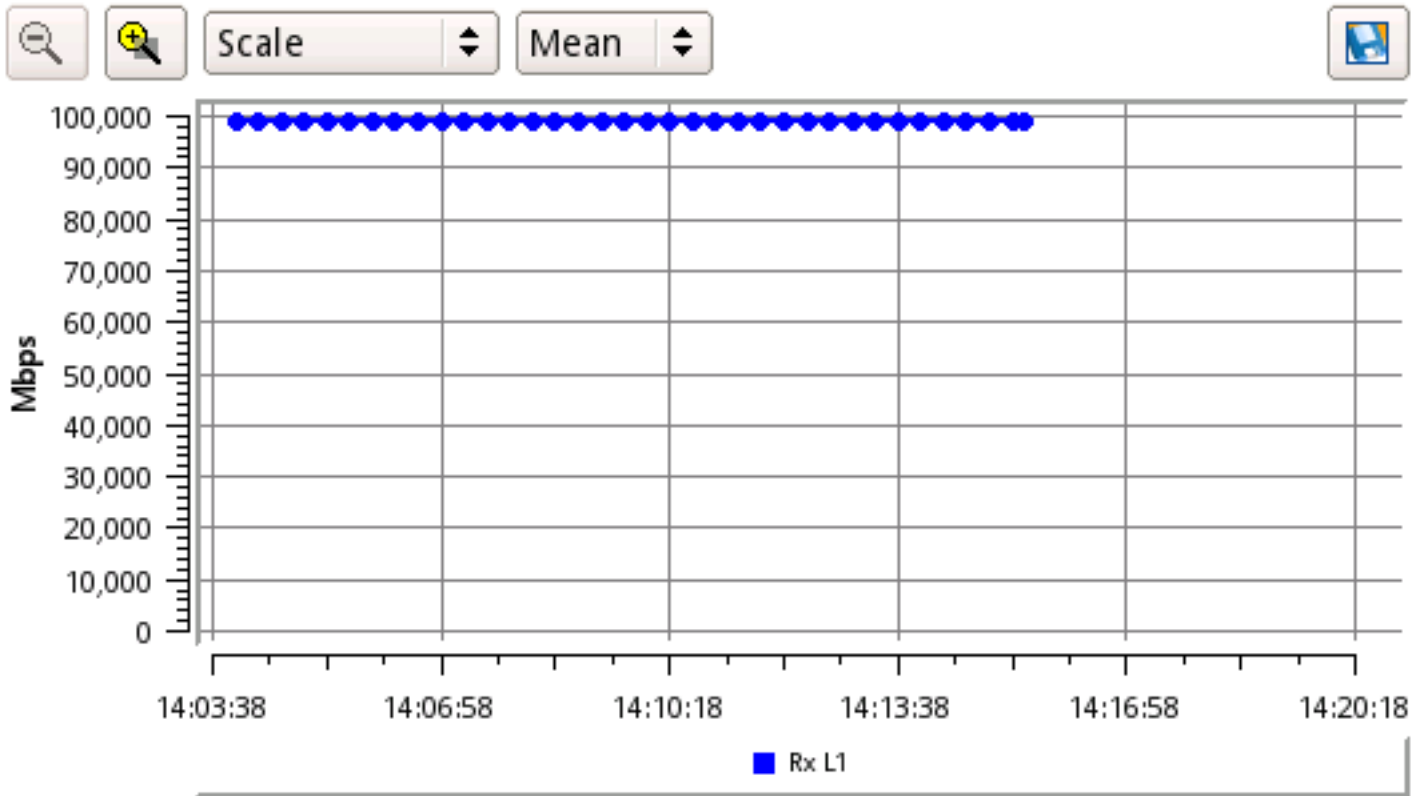
Skew (ns): 0.19	Sync Acquired: ON	Marker Lock: ON	Code Violations: 0
Invalid Align. Mkrs.: 0	BIP-8 AM Bit Errors: 0	BIP-8 AM Block Errors: 0	
Row: 13	Virtual Lane ID: 19	Physical Lane #: 2	Skew (Bits): 1
Skew (ns): 0.19	Sync Acquired: ON	Marker Lock: ON	Code Violations: 0
Invalid Align. Mkrs.: 0	BIP-8 AM Bit Errors: 0	BIP-8 AM Block Errors: 0	
Row: 14	Virtual Lane ID: 15	Physical Lane #: 2	Skew (Bits): 0
Skew (ns): 0.00	Sync Acquired: ON	Marker Lock: ON	Code Violations: 0
Invalid Align. Mkrs.: 0	BIP-8 AM Bit Errors: 0	BIP-8 AM Block Errors: 0	
Row: 15	Virtual Lane ID: 13	Physical Lane #: 3	Skew (Bits): 2
Skew (ns): 0.39	Sync Acquired: ON	Marker Lock: ON	Code Violations: 0
Invalid Align. Mkrs.: 0	BIP-8 AM Bit Errors: 0	BIP-8 AM Block Errors: 0	
Row: 16	Virtual Lane ID: 14	Physical Lane #: 3	Skew (Bits): 2
Skew (ns): 0.39	Sync Acquired: ON	Marker Lock: ON	Code Violations: 0
Invalid Align. Mkrs.: 0	BIP-8 AM Bit Errors: 0	BIP-8 AM Block Errors: 0	
Row: 17	Virtual Lane ID: 10	Physical Lane #: 3	Skew (Bits): 1
Skew (ns): 0.19	Sync Acquired: ON	Marker Lock: ON	Code Violations: 0
Invalid Align. Mkrs.: 0	BIP-8 AM Bit Errors: 0	BIP-8 AM Block Errors: 0	
Row: 18	Virtual Lane ID: 11	Physical Lane #: 3	Skew (Bits): 1
Skew (ns): 0.19	Sync Acquired: ON	Marker Lock: ON	Code Violations: 0
Invalid Align. Mkrs.: 0	BIP-8 AM Bit Errors: 0	BIP-8 AM Block Errors: 0	
Row: 19	Virtual Lane ID: 12	Physical Lane #: 3	Skew (Bits): 1
Skew (ns): 0.19	Sync Acquired: ON	Marker Lock: ON	Code Violations: 0
Invalid Align. Mkrs.: 0	BIP-8 AM Bit Errors: 0	BIP-8 AM Block Errors: 0	

Results: Ethernet / Error Stats	
Code Violations	0
Code Violation Rate	0.00E+00
Code Violation Seconds	0
Runts/Undersized	0
Jabbers	0
FCS Errored Frames	0

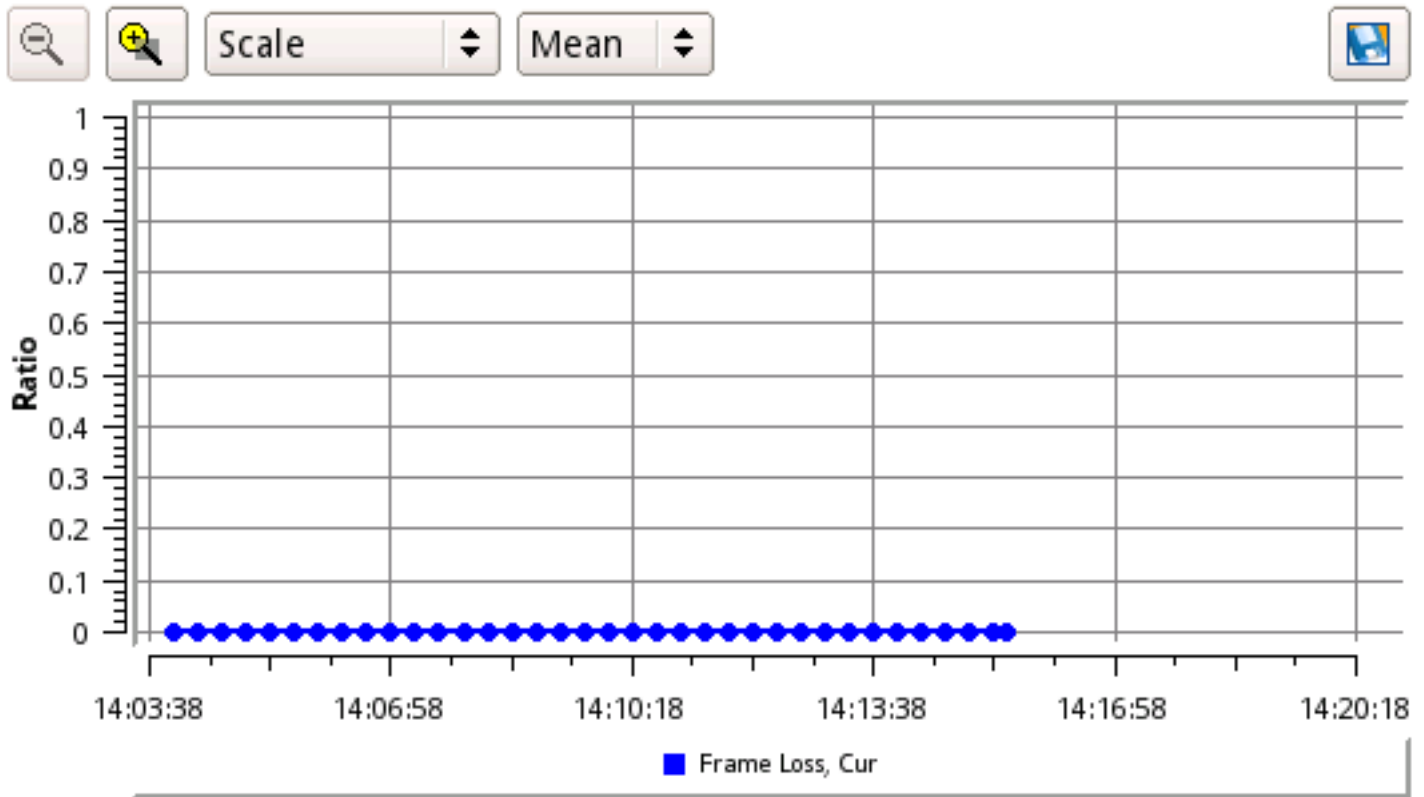
Errored Frames	0
Errored Second	0
Severely Errored Second	0
Unavailable Second	0
Errored Second Ratio	0.0000E+00
Severely Errored Second Ratio	0.0000E+00

Results: Ethernet / Capture	
Packets Processed	0
Capture Progress %	Unavailable

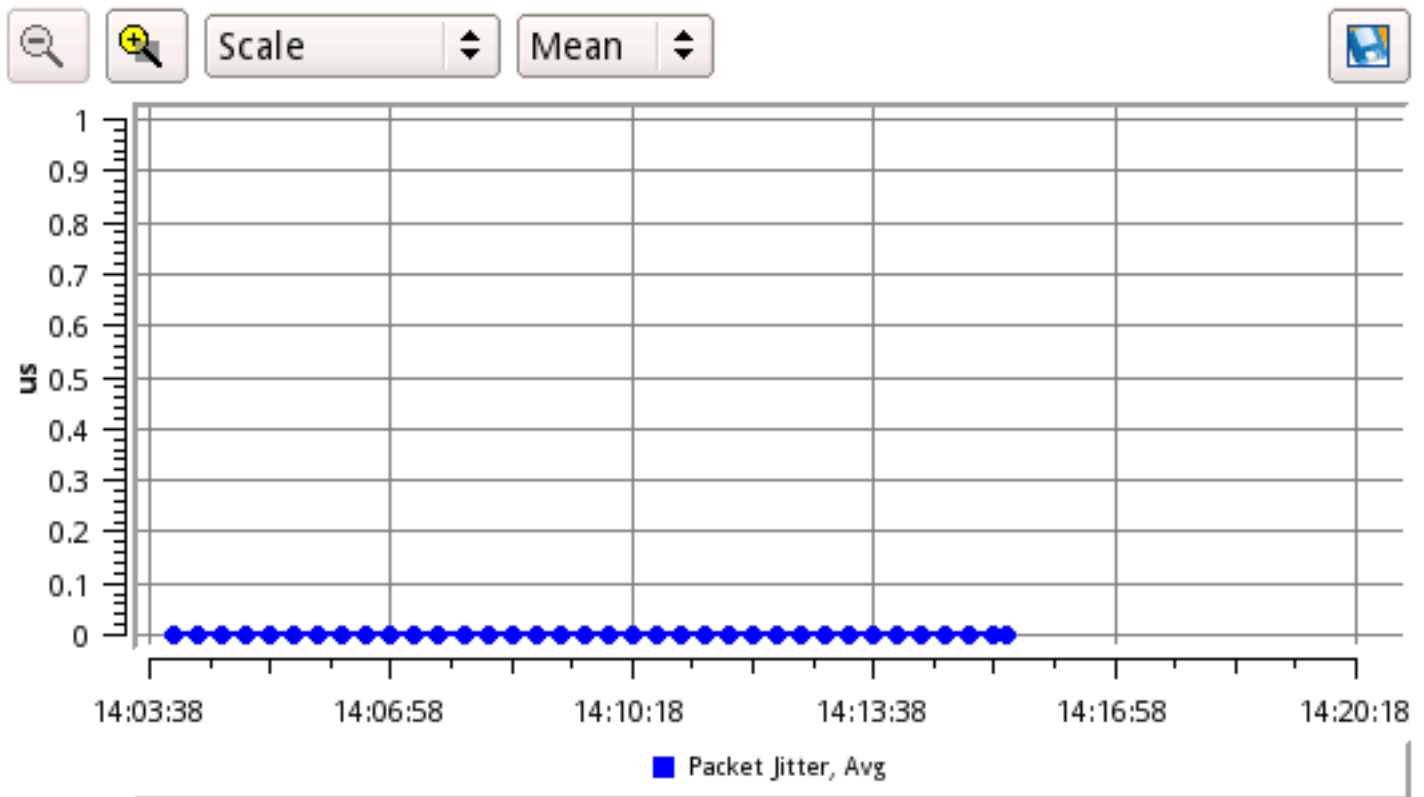
Results: Graphs / Throughput



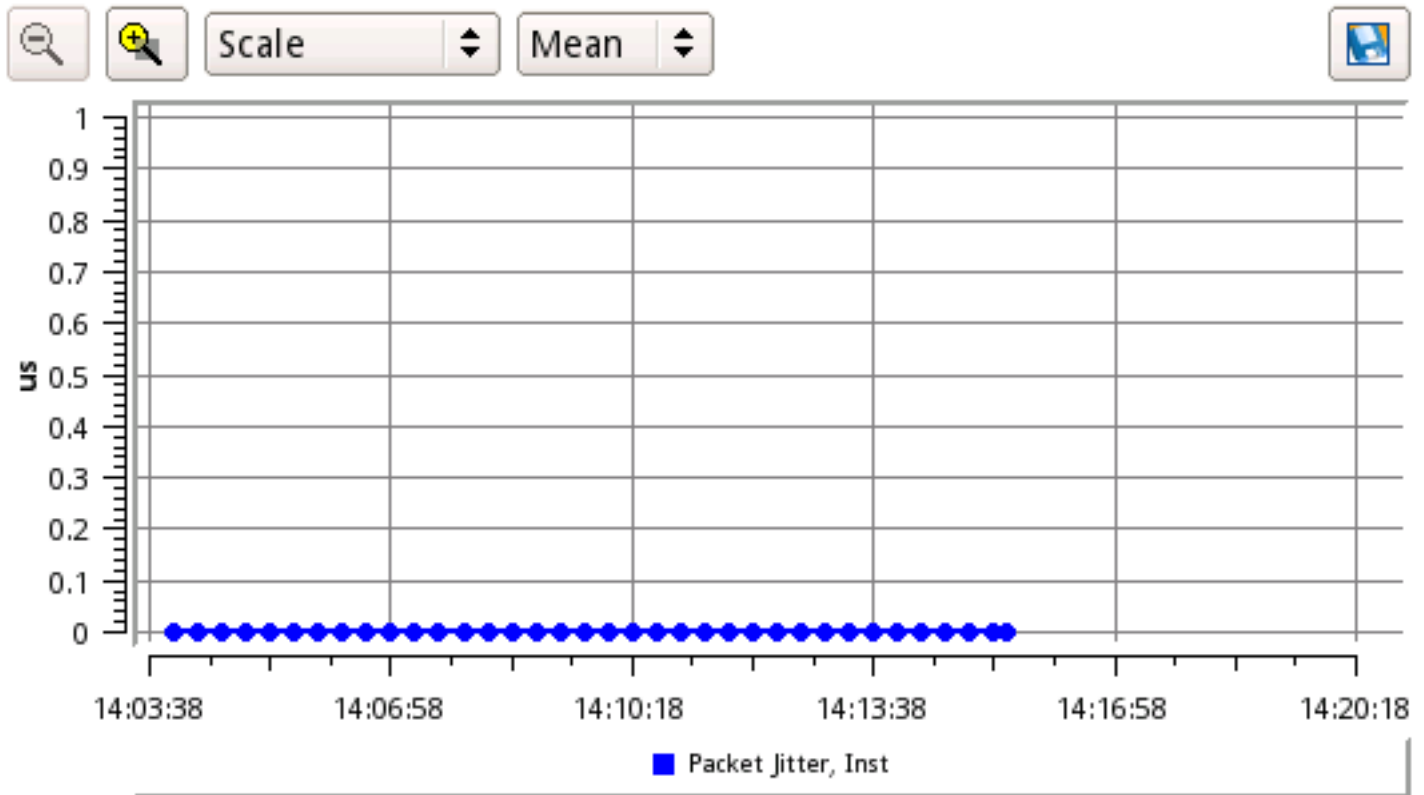
Results: Graphs / Frame Loss, Cur



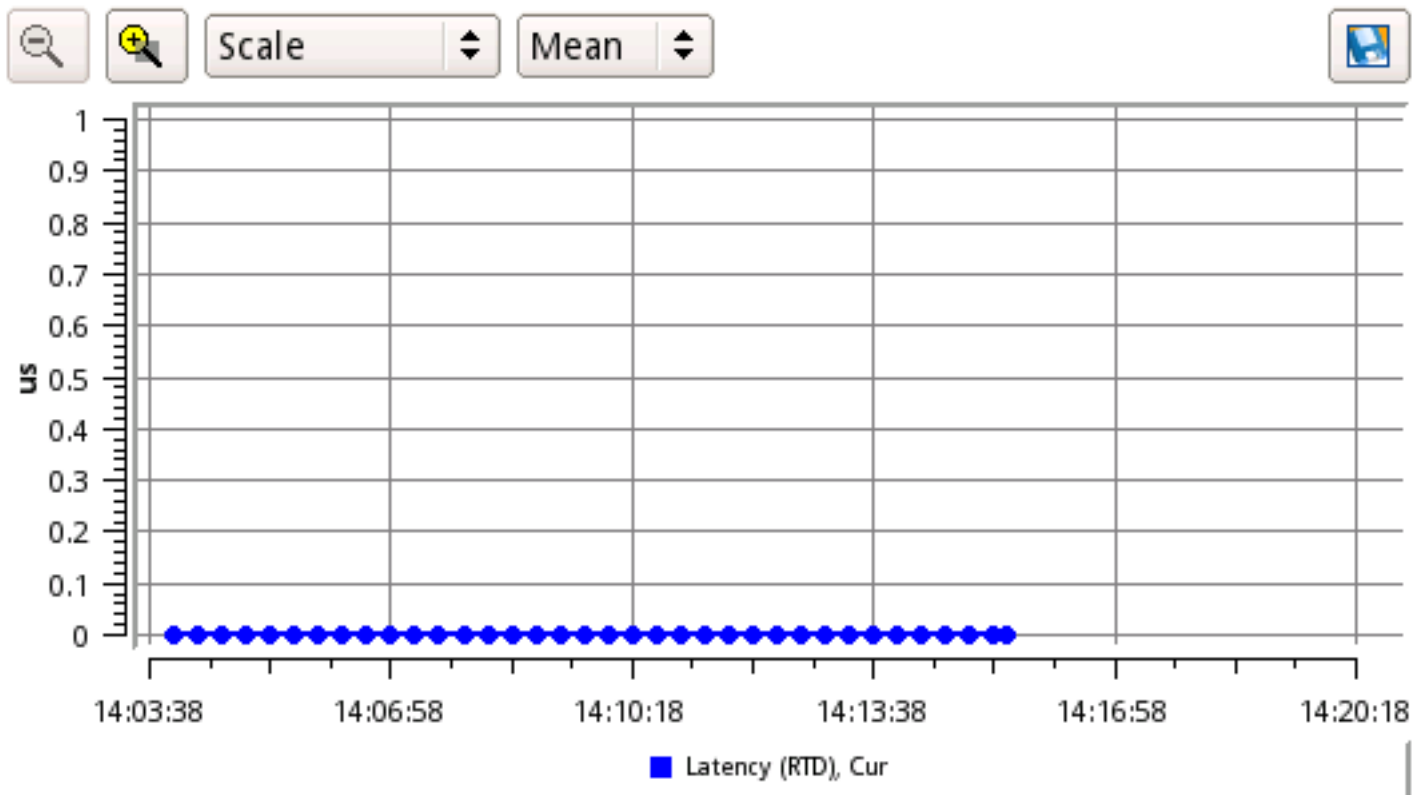
Results: Graphs / Packet Jitter, Avg



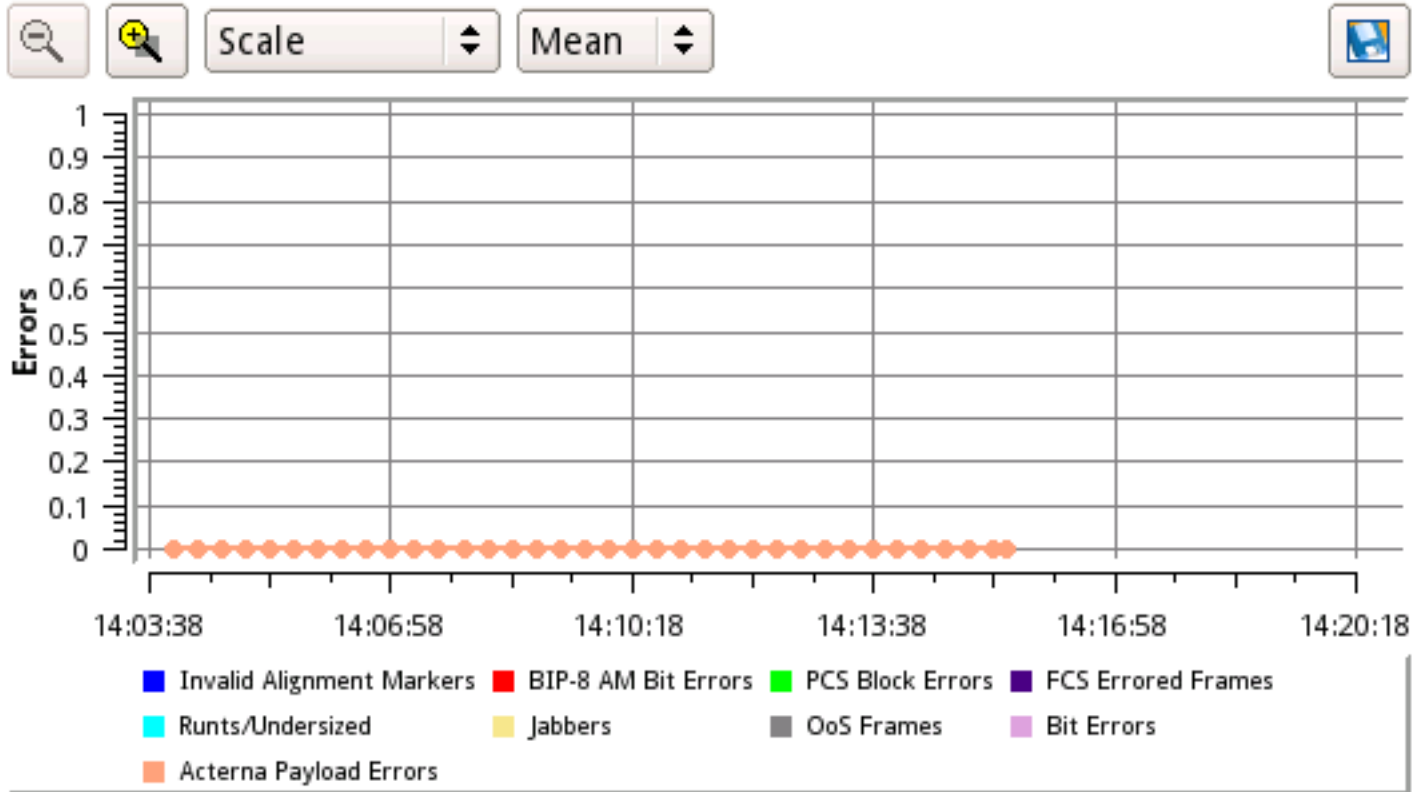
Results: Graphs / Packet Jitter, Inst



Results: Graphs / Latency (RTD), Cur



Results: Graphs / Errors



Results: Temperature / All

QSFP28 Module Temperature (C)	28
-------------------------------	----

Results: Summary / Time

Current Date	11/29/2021
Current Time	14:15:26
Test Elapsed Time	11m:48s

Results: LEDs

Signal Present	ON
Sync Acquired	ON
Link Active	ON
Marker Lock	ON
Loss Of Align.	OFF
HI BER	OFF
Frame Detect	ON

Pattern Sync	ON
VLAN Frame Detect	OFF
SVLAN Frame Detect	OFF
Local Fault Detect	OFF
Remote Fault Detect	OFF

Setup: Interface	
Clock Source	Internal
Internal - Frequency Offset (ppm)	10
Optical Connector	QSFP
Skew Alarm Threshold (ns)	180
Flow Control	On
Pause Length (Quanta)	1000
Pause Length (Time - ms)	0.00512
Auto-start traffic when laser turned on	No
Unit Identifier	JDSU-WMSE0163000017-01
Source IP	192.168.1.5
Default Gateway	192.168.1.10
Subnet Mask	255.255.255.0
Test Protection	No

Setup: Connector QSFP	
Vendor	DWDM.RU
Vendor PN	DSO-21-002
Vendor SN	G201906170085
Vendor Rev	A
Date Code	190709
Lot Code	
Module ID	QSFP28
Nominal Wavelength (nm)	1310
Nominal Bit Rate (Mbits/sec)	25,750

Max Rx Level (dBm)	4.9999
Max Tx Level (dBm)	4.9999
Diagnostic Byte	12
Transceiver	100GBASE-LR4

Setup: QSFP Expert	
Enable Expert Mode	Off

Setup: Ethernet	
Encapsulation	None
Test Mode	Traffic
Frame Type	802.3
Frame Size (Bytes)	128
Destination Type	Unicast
Loop Type	Broadcast
Destination MAC	00-80-16-93-ED-E6
Source MAC Type	Factory Default
Default MAC	00-80-16-93-FB-51
Auto-increment MAC	No
# MACs in Sequence	2
Data Length (Bytes)	110
EtherType	0x700
Tx Payload	BERT
Tx BERT Pattern	2 ³¹ - 1

Setup: Traffic	
Load Type	Constant
Load Unit	Percent
Allow flooding	No
Load (%)	99

Setup: Capture	
Capture buffer size (MB)	16
Capture frame slicing	None
When capture buffer is filled	Stop Capture
Include frames from Traffic tab	No
Use Filters as	Filter

Setup: Filters / Ethernet	
Encapsulation	Don't Care
Destination Type	Don't Care
Source MAC Type	Don't Care

Setup: Filters / Payload	
Payload Analysis	On
Use Tx Payload settings	Yes
Rx Payload	BERT
Rx BERT Pattern	2^31 - 1

Setup: Filters / TPID	
User Allowable SVLAN TPID (hex)	0x8100

Setup: Service Disruption	
Enable Service Disruption	OFF
Separation Time (ms)	300
Threshold Time (ms)	50
Tx and Rx	Couple
Signal Loss	ON
Event Trigger: Sync Loss	ON
Event Trigger: Local Fault	ON
Event Trigger: Remote Fault	ON
Event Trigger: Errored Blocks (PCS)	ON
Event Trigger: Code Violation	ON

Event Trigger: Alignmet Marker Loss	ON
Event Trigger: Interframe Gap	OFF
Interframe Gap Trigger Type	All Frames
Interframe Gap Minimum Threshold (ms)	0.05
Event Trigger: FCS	ON

Setup: Timed Test	
Test Type	Not Timed

Setup: Toolbar / Peak IFG	
Tx and Rx	Couple

Setup: Toolbar / Alarms	
Alarm Type	LOBL
Lane	All

Setup: Toolbar / Errors	
Error Type	Alignment Marker
Lane	0
Insertion Style	Single

Log: Event Log					
<i>No.</i>	<i>Event</i>	<i>Date</i>	<i>Start Time</i>	<i>Stop Time</i>	<i>Dur./Val.</i>
1	START	11/29/2021	14:03:38.0	--	--

Log: SD - Summary					
<i>No.</i>	<i>Date</i>	<i>Start</i>	<i>Stop</i>	<i>Dur. (ms)</i>	<i>Status</i>

Log: SD - Details						
<i>No.</i>	<i>Event</i>	<i>Date</i>	<i>Start</i>	<i>Stop</i>	<i>Dur. (ms)</i>	<i>Status</i>

Log: SD - Statistics				
	<i>Duration (ms)</i>	<i>Start Time</i>	<i>Stop Time</i>	<i>Status</i>

Port 1: 100GigE Layer 2 Traffic Term Test Report

Longest	***	***	***	***
Shortest	***	***	***	***
Last	***	***	***	***
Average	***			
Disruptions	Total = 0			

Histogram

